



STUDENTS OUTCOME RESULT

FYBSC/SYBSC

PHYSICS

YEAR 2017-2018

SEM-I

PAPER NO	APPERED STUDENTS	MARKS OBTAINED	TOTAL MARKS	OUTCOME IN %
I	71	2082	7100	29.32%
II	71	1589	7100	22.38%
PRACTICAL	71	4396	7100	61.91%

SEM-II


PAPER NO	APPERED STUDENTS	MARKS OBTAINED	TOTAL MARKS	OUTCOME IN %
I	54	1589	5400	29.42
II	54	1936	5400	35.85
PRACTICAL	54	2939	5400	54.42

Shenait

I/C PRINCIPAL
Prabhakar Patil Education Society's
Arts, Commerce & Science College
Veshva - Alibag

SEM-III

PAPER NO	APPERED STUDENTS	MARKS OBTAINED	TOTAL MARKS	OUTCOME IN %
I	41	1392	4100	33.95%
II	41	1321	4100	32.21
III	41	1495	4100	36.46
PRACTICAL	41	4163	6150	67.69



SEM-IV

PAPER NO	APPERED STUDENTS	MARKS OBTAINED	TOTAL MARKS	OUTCOME IN %
I	38	1727	3800	45.54
II	38	1217	3800	32.02
III	38	1929	3800	50.76
PRACTICAL	38	3184	5700	55.85

Sk Jain

I/C PRINCIPAL

Prabhakar Patil Education Society's
Arts, Commerce & Science College
Veshvi - Alibag

STUDENTS OUTCOME RESULT

FYBSC/SYBSC

PHYSICS

YEAR 2018-2019

SEM-I

PAPER NO	APPERED STUDENTS	MARKS OBTAINED	TOTAL MARKS	OUTCOME IN %
I	61	2172	6100	35.60
II	61	1813	6100	29.72
PRACTICAL	61	3379	6100	55.39

SEM-II

PAPER NO	APPERED STUDENTS	MARKS OBTAINED	TOTAL MARKS	OUTCOME IN %
I	63	1838	6300	29.17
II	63	2032	6300	32.25
PRACTICAL	63	3041	6300	48.26

S. D. Jankar

I/C PRINCIPAL
Prabhakar Patil Education Society's
Arts, Commerce & Science College
Veshvi - Alibag





SEM-III

PAPER NO	APPERED STUDENTS	MARKS OBTAINED	TOTAL MARKS	OUTCOME IN %
I	56	1312	5600	23.42
II	56	1457	5600	26.01
III	56	2178	5600	38.89
PRACTICAL	56	5135	8400	61.13

SEM-IV

PAPER NO	APPERED STUDENTS	MARKS OBTAINED	TOTAL MARKS	OUTCOME IN %
I	50	1901	5000	38.02
II	50	2011	5000	40.22
III	50	2378	5000	47.56
PRACTICAL	50	3928	7500	42.37

S. D. J. K.

I/C PRINCIPAL
Prabhakar Patil Education Society's
Arts, Commerce & Science College
Veshvi- Alibag



STUDENTS OUTCOME RESULT

FYBSC/SYBSC

PHYSICS

YEAR 2019-2020

SEM-I

PAPER NO	APPERED STUDENTS	MARKS OBTAINED	TOTAL MARKS	OUTCOME IN %
I	67	2151	6700	32.10
II	67	1096	6700	16.35
PRACTICAL	67	3515	6700	52.46

SEM-II

PAPER NO	APPERED STUDENTS	MARKS OBTAINED	TOTAL MARKS	OUTCOME IN %
I	67	2158	6700	32.20
II	67	944	6700	14.08
PRACTICAL	67	3514	6700	52.44

SK Jait

MC FRANK, 19701
Prabhakar Patil Education Society's
Arts, Commerce & Science College
Veshvi - Atibary



SEM-III

PAPER NO	APPERED STUDENTS	MARKS OBTAINED	TOTAL MARKS	OUTCOME IN %
I	41	1515	4100	36.95
II	41	999	4100	24.36
III	41	1358	4100	33.12
PRACTICAL	41	3688	6150	59.96

SEM-IV

PAPER NO	APPERED STUDENTS	MARKS OBTAINED	TOTAL MARKS	OUTCOME IN %
I	89	3658	8900	41.10
II	89	3403	8900	38.23
III	89	3686	8900	41.41
PRACTICAL	89	9272	13350	69.45

SprNait

I/C PRINCIPAL
Prabhakar Patil Education Society's
Arts, Commerce & Science College
Veshni - Alibag



STUDENTS OUTCOME RESULT

FYBSC/SYBSC

PHYSICS

YEAR 2020-2021

SEM-I

PAPER NO	APPERED STUDENTS	MARKS OBTAINED	TOTAL MARKS	OUTCOME IN %
I	68	5856	6800	86.11
II	68	2967	6800	43.63
PRACTICAL	68	3183	6800	46.85

SEM-II

PAPER NO	APPERED STUDENTS	MARKS OBTAINED	TOTAL MARKS	OUTCOME IN %
I	67	2835	6700	42.31
II	67	2967	6700	44.28
PRACTICAL	67	2545	6700	37.98

I/C PRINCIPAL
Prabhakar Palil Education Society's
Arts, Commerce & Science College
Veshvi - Alibag



SEM-III

PAPER NO	APPERED STUDENTS	MARKS OBTAINED	TOTAL MARKS	OUTCOME IN %
I	30	2346	3000	78.20
II	30	2442	3000	81.40
III	30	2786	3000	92.86
PRACTICAL	30	3082	4500	68.48

SEM-IV

PAPER NO	APPERED STUDENTS	MARKS OBTAINED	TOTAL MARKS	OUTCOME IN %
I	30	2826	3000	94.20
II	30	2100	3000	70.00
III	30	2864	3000	95.46
PRACTICAL	30	2882	4500	64.04

PRINCIPAL
Prabhakar Path Education Society's
Arts, Commerce & Science College
Veshvi - Alibag



STUDENTS OUTCOME RESULT

FYBSC/SYBSC

CHEMISTRY

YEAR 2017-2018

SEM-I

PAPER NO	APPERED STUDENTS	MARKS OBTAINED	TOTAL MARKS	OUTCOME IN %
I	100	3925	10000	39.25%
II	100	3421	10000	34.21%
PRACTICAL	99	7877	9900	79.56%

SEM-II

PAPER NO	APPERED STUDENTS	MARKS OBTAINED	TOTAL MARKS	OUTCOME IN %
I	92	3992	9200	43.39%
II	92	3984	9200	43.30%
PRACTICAL	91	7051	9100	77.48%

Sr. Naik

I/C PRINCIPAL
Prabhakar Patil Education Society's
Arts, Commerce & Science College
Veshvi - Alibag



SEM-III

PAPER NO	APPERED STUDENTS	MARKS OBTAINED	TOTAL MARKS	OUTCOME IN %
I	68	2519	6800	37.04%
II	67	3579	6700	53.41%
III	69	2017	6900	29.23%
PRACTICAL	68	7988	10,200	78.31%

SEM-IV

PAPER NO	APPERED STUDENTS	MARKS OBTAINED	TOTAL MARKS	OUTCOME IN %
I	67	2941	6700	43.89%
II	67	3569	6700	53.26%
III	66	2802	6600	42.45%
PRACTICAL	66	8226	9900	83.09%

Sr. Naik

I/C PRINCIPAL
Prabhakar Patil Education Society's
Arts, Commerce & Science College
Veshvi - Alibag

STUDENTS OUTCOME RESULT

FYBSC/SYBSC

CHEMISTRY

YEAR 2018-2019

SEM-I



PAPER NO	APPERED STUDENTS	MARKS OBTAINED	TOTAL MARKS	OUTCOME IN %
I	106	4471	10600	42.17%
II	105	4208	10500	40.07%
PRACTICAL	105	8442	10500	80.40%

SEM-II

PAPER NO	APPERED STUDENTS	MARKS OBTAINED	TOTAL MARKS	OUTCOME IN %
I	100	4695	10000	46.95%
II	102	4465	10200	43.77%
PRACTICAL	98	7404	9800	75.55%

SenDak

HC PRINCIPAL
Prabhakar Patil Education Society's
Arts, Commerce & Science College
Veshvi - Alibag



SEM-III

PAPER NO	APPERED STUDENTS	MARKS OBTAINED	TOTAL MARKS	OUTCOME IN %
I	90	3393	9000	37.7%
II	92	4395	9200	47.77%
III	92	3838	9200	41.71%
PRACTICAL	88	10281	13200	77.88%

SEM-IV

PAPER NO	APPERED STUDENTS	MARKS OBTAINED	TOTAL MARKS	OUTCOME IN %
I	89	3983	8900	44.75%
II	89	4645	8900	52.19%
III	89	4143	8900	46.55%
PRACTICAL	88	10252	13200	77.66%

S. D. Jait

I/C PRINCIPAL
Prabhakar Patil Education Society's
Arts, Commerce & Science College
Veshvi - Alibag

STUDENTS OUTCOME RESULT

FYBSC/SYBSC

CHEMISTRY

YEAR 2019-2020

SEM-I

PAPER NO	APPERED STUDENTS	MARKS OBTAINED	TOTAL MARKS	OUTCOME IN %
I	96	4339	9600	45.19%
II	96	4316	9600	44.95%
PRACTICAL	83	6489	8300	78.18%

SEM-II

PAPER NO	APPERED STUDENTS	MARKS OBTAINED	TOTAL MARKS	OUTCOME IN %
I	96	4339	9600	45.19%
II	96	4316	9600	44.95%
PRACTICAL	83	6489	8300	78.18%



Sandak

PRINCIPAL
Prabhakar Path Education Society's
Arts, Commerce & Science College
Yeshvi - Alibag



SEM-III

PAPER NO	APPERED STUDENTS	MARKS OBTAINED	TOTAL MARKS	OUTCOME IN %
I	95	4245	9500	44.68%
II	93	4564	9300	49.07%
III	95	4548	9500	47.87%
PRACTICAL	94	10781	14100	76.46%

SEM-IV

PAPER NO	APPERED STUDENTS	MARKS OBTAINED	TOTAL MARKS	OUTCOME IN %
I	95	4245	9500	44.68%
II	93	4564	9300	49.07%
III	95	4548	9500	47.87%
PRACTICAL	94	10781	14100	76.46%

SprDank

I/C PRINCIPAL
Prabhakar Patil Education Society's
Arts, Commerce & Science College
Veshvi - Alibag

STUDENTS OUTCOME RESULT

FYBSC/SYBSC

CHEMISTRY

YEAR 2020-2021



SEM-I

PAPER NO	APPERED STUDENTS	MARKS OBTAINED	TOTAL MARKS	OUTCOME IN %
I	112	10049	11200	89.72%
II	114	9702	11400	85.10%
PRACTICAL	111	8336	11100	75.09%

SEM-II

PAPER NO	APPERED STUDENTS	MARKS OBTAINED	TOTAL MARKS	OUTCOME IN %
I	113	10930	11300	96.72%
II	114	11235	11400	98.55%
PRACTICAL	111	8972	11100	80.82%



W.C PRINCIPAL
Prabhakar Patil Education Society's
Arts, Commerce & Science College
Veshvi - Alibag



SEM-III

PAPER NO	APPERED STUDENTS	MARKS OBTAINED	TOTAL MARKS	OUTCOME IN %
I	94	9262	9400	98.53%
II	94	9248	9400	98.38%
III	94	9292	9400	98.85%
PRACTICAL	92	11059	13800	80.13%

SEM-IV

PAPER NO	APPERED STUDENTS	MARKS OBTAINED	TOTAL MARKS	OUTCOME IN %
I	90	8928	9000	99.2%
II	90	8838	9000	98.2%
III	90	8720	9000	96.88%
PRACTICAL	90	11297	13500	83.68%

I/C PRINCIPAL
Prabhakar Patil Education Society's
Arts, Commerce & Science College
Veshvi - Alibag



STUDENTS OUTCOME RESULT

FYBSC/SYBSC

CHEMISTRY

YEAR 2021-2022

SEM-I

PAPER NO	APPERED STUDENTS	MARKS OBTAINED	TOTAL MARKS	OUTCOME IN %
I	96	8404	9600	87.54%
II	96	8552	9600	89.08%
PRACTICAL	90	6987	9000	77.63%

SEM-II

PAPER NO	APPERED STUDENTS	MARKS OBTAINED	TOTAL MARKS	OUTCOME IN %
I	85	4466	8500	52.54%
II	84	4459	8400	54.27%
PRACTICAL	77	5579	7700	72.45%


PRABHAKAR PATIL
Prabhakar Patil Education Society's
Arts, Commerce & Science College
Veshvi - Alibag



SEM-III

PAPER NO	APPERED STUDENTS	MARKS OBTAINED	TOTAL MARKS	OUTCOME IN %
I	103	8462	10300	82.15%
II	103	7722	10300	74.97%
III	102	9554	10200	93.66%
PRACTICAL	95	11487	14250	80.61%

SEM-IV

PAPER NO	APPERED STUDENTS	MARKS OBTAINED	TOTAL MARKS	OUTCOME IN %
I	101	9938	10100	98.39%
II	100	9254	10000	92.54%
III	102	9716	10200	95.25%
PRACTICAL	99	11901	14850	80.14%

I/C PRINCIPAL
Prabhakar Patil Education Society's
Arts, Commerce & Science College
Veshvi - Alibag



YEAR 2017-18 (SEM I)				
SUBJECT NAME	APPEARED	TOTAL MARKS	MARKS OBTAINED	PERCENTAGE
Business Economics - I	123	12300	4883	39.69
Foundation Course - I	117	11700	6697	57.23
Commerce - I (Bus. Dev.)	117	11700	5630	48.11
Business communication	118	11800	5041	42.72
Environment Studies	118	11800	5150	43.64
A/C and Fin Manag. - I	118	11800	3754	31.81
Maths. and Stats. Techniqs - I	119	11900	2861	24.04

YEAR 2017-18 (SEM II)				
SUBJECT NAME	APPEARED	TOTAL MARKS	MARKS OBTAINED	PERCENTAGE
Business Economics - II	99	9900	4862	49.11
Foundation Course - II	99	9900	6781	68.49
Commerce - II (Bus. Dev.)	99	9900	5023	50.73
Business communication	96	9600	4705	49.01
Environment Studies	99	9900	4462	45.07
A/C and Fin Manag. - II	99	9900	3732	37.69
Maths. and Stats. Techniqs - II	99	9900	4328	43.71

S. N. Aik

I/C PRINCIPAL
Prabhakar Patil Education Society's
Arts, Commerce & Science College
Veshvi - Alibag



Department of Commerce

Students Outcomes

Year- 2017-18

SYBCOM Sem - III

Sr. No	Subject Name	Appeared students	Marks Obtains	Total Marks	Out come in %
1.	A/C and Fin Manag. - III	67	2779	6700	41.47761
2	Secretarial Practice - I Examinatio	69	3719	6900	53.89855
3	Foundation Course - III	68	3782	6800	55.61765
4	Business Law - I	69	2788	6900	40.4058
5	Commerce II	67	3314	6700	49.46269
6	Financial Accounting and Auditing (Introduction to Management A/c)	68	3288	6800	48.35294
7	Business Economics	68	2485	6800	36.54412

SYBCOM Sem - IV

Sr. No	Subject Name	Appered students	Marks Obtains	Total Marks	Out come in %
1	A/C and Fin Manag. - IV	68	3331	6800	48.9852941
2	Secretarial Practice - II	66	4392	6600	66.5454545
3	Foundation Course - IV	68	4106	6800	60.3823529
4	Business Law - II	68	2798	6800	41.1470588
5	Commerce II (sem.IV)	67	3760	6700	56.119403
6	Financial Accounting and Auditing (Introduction to Management A/c)	68	4027	6800	59.2205882
7	Business Economics	67	2863	6700	42.7313433

Shenait

I/C PRINCIPAL
Prabhakar Patil Education Society's
Arts, Commerce & Science College
Veshvi - Alibag

Result outcome

Result outcome



YEAR 2018-19 (SEM I)				
SUBJECT NAME	APPEARED	TOTAL MARKS	MARKS OBTAINED	PERCENTAGE
Foundation Course - I	108	10800	5924	54.85
Business Economics - I	106	10600	3843	36.25
Commerce - I (Bus. Dev.)	107	10700	4931	46.08
A/C and Fin Manag. - I	107	10700	3322	31.04
Business communication	106	10600	5622	53.03
Environment Studies	107	10700	4587	42.86
Maths. and Stats. Techniqs - I	105	10500	3542	33.73

YEAR 2018-19 (SEM II)				
SUBJECT NAME	APPEARED	TOTAL MARKS	MARKS OBTAINED	PERCENTAGE
Foundation Course - II	102	10200	6731	65.99
Business Economics - II	101	10100	4513	44.68
Commerce - II (Bus. Dev.)	100	10000	5487	54.87
A/C and Fin Manag. - I	103	10300	3979	38.63
Business communication	100	10000	6173	61.73
Environment Studies	101	10100	4499	44.54
Maths. and Stats. Techniqs - II	101	10100	4911	48.62

Shenolik

HC PRINCIPAL
Prabhakar Patil Education Society's
Arts, Commerce & Science College
Veshvi - Alibag

Department of Commerce

Students Outcomes

Year- 2018-19

SYBCOM Sem – III

Sr. No	Subject Name	Appered students	Marks Obtains	Total Marks	Out come in %
1	A/C and Fin Manag. - III	108	3286	10800	30.4259
2	Secretarial Practice - I	107	4669	10700	43.6355
3	Foundation Course - III	106	5965	10600	56.2736
4	Business Law - I	108	4149	10800	38.4167
5	Commerce II	106	4588	10600	43.283
6	Financial Accounting and Auditing (Introduction to Management A/c)	103	2854	10300	27.7087
7	Business Economics	108	3664	10800	33.9259

SYBCOM Sem - IV

Sr. No	Subject Name	Appered students	Marks Obtains	Total Marks	Out come in %
1	A/C and Fin Manag. - IV	104	3470	10400	33.36538
2	Secretarial Practice - II	101	6089	10100	60.28713
3	Foundation Course - IV	103	5924	10300	57.51456
4	Business Law - II	103	4597	10300	44.63107
5	Commerce II (sem.IV)	103	5535	10300	53.73786
6	Financial Accounting and Auditing (Introduction to Management A/c)	103	5261	10300	51.07767
7	Business Economics	104	4169	10400	40.08654

S. N. Jait

VC PRINCIPAL
Prabhakar Patti Education Society's
Arts, Commerce & Science College
Vashi - Alibag





YEAR 2019-20 (SEM I)				
SUBJECT NAME	APPEARED	TOTAL MARKS	MARKS OBTAINED	PERCENTAGE
Foundation Course - I	108	10800	6477	59.97
Business Economics - I	102	10200	3552	34.82
Commerce - I (Bus. Dev.)	114	11400	4511	39.57
A/C and Fin Manag. - I	113	11300	3575	31.63
Business communication	113	11300	5738	50.77
Environment Studies	114	11400	4459	39.11
Maths. and Stats. Techniqs - I	113	11300	1500	13.27

YEAR 2019-20 (SEM II)				
SUBJECT NAME	APPEARED	TOTAL MARKS	MARKS OBTAINED	PERCENTAGE
Business Economics - II	114	11400	3593	31.51
Foundation Course - II	108	10800	6449	59.71
Commerce - II (Bus. Dev.)	114	11400	4473	39.23
A/C and Fin Manag. - II	113	11300	3505	31.01
Business communication	114	11400	5819	51.04
Environment Studies	114	11400	4458	39.10
Maths. and Stats. Techniqs - II	112	11200	1500	13.39

Spr Nair

I/C PRINCIPAL
Prabhakar Patil Education Society's
Arts, Commerce & Science College
Vashvi - Alibag

Department of Commerce

Students Outcomes

Year- 2019-20

SYBCOM Sem - III



Sr. No	Subject Name	Appered students	Marks Obtains	Total Marks	Out come in %
1	A/C and Fin Manag. - III	103	3330	10300	32.3301
2	Secretarial Practice - I	102	4730	10200	46.37255
3	Foundation Course - III	104	3782	10400	36.36538
4	Business Law - I	101	4767	10100	47.19802
5	Commerce II	101	4626	10100	45.80198
6	Financial Accounting and Auditing (Introduction to Management A/c)	101	3916	10100	38.77228
7	Business Economics	102	3531	10200	34.61765

SYBCOM Sem - IV

Sr. No	Subject Name	Appered students	Marks Obtains	Total Marks	Out come in %
1	A/C and Fin Manag. - IV	103	3355	10300	32.57281553
2	Secretarial Practice - II	102	4739	10200	46.46078431
3	Foundation Course - IV	103	5913	10300	57.40776699
4	Business Law - II	101	4770	10100	47.22772277
5	Commerce II (sem.IV)	101	4648	10100	46.01980198
6	Financial Accounting and Auditing (Introduction to Management A/c)	101	3961	10100	39.21782178
7	Business Economics	102	3543	10200	34.73529412

SprNaik

VC PRINCIPAL
Prabhakar Patil Education Society's
Arts, Commerce & Science College
Vashi - Nibag

Result outcome



YEAR 2020-21 (SEM I)				
SUBJECT NAME	APPEARED	TOTAL MARKS	MARKS OBTAINED	PERCENTAGE
Business Economics - I	119	11900	11120	93.44
Foundation Course - I	119	11900	10428	87.63
Commerce - I (Bus. Dev.)	119	11900	11386	95.68
A/C and Fin Manag. - I	119	11900	8657	72.74
Business communication	119	11900	11206	94.16
Environment Studies	119	11900	11318	95.10
Maths. and Stats. Techniqs - I	119	11900	11218	94.26

YEAR 2020-21 (SEM II)				
SUBJECT NAME	APPEARED	TOTAL MARKS	MARKS OBTAINED	PERCENTAGE
Sem : II Course : Business Economics - II	116	11600	10700	92.24
Sem : II Course : Foundation Course - II	116	11600	10297	88.76
Sem : II Course : Commerce - II (Bus. Dev.)	116	11600	10950	94.39
Sem : II Course : A/C and Fin Manag. - II	116	11600	7628	65.75
Sem-II Business communication	116	11600	11224	96.75
Sem-II Environment Studies	116	11600	8886	76.60
Maths. and Stats. Techniqs - II	116	11600	10840	93.44


I/C PRINCIPAL
 Prabhakar Patil Education Society's
 Arts, Commerce & Science College
 Veshvi - Alibag

Department of Commerce

Students Outcomes

Year- 2020-21

SYBCOM Sem – III

Sr. No	Subject Name	Appered students	Marks Obtains	Total Marks	Out come in %
1	A/C and Fin Manag. - III	111	8429	11100	75.93694
2	Secretarial Practice - I	113	11020	11300	97.52212
3	Foundation Course - III	113	9542	11300	84.44248
4	Business Law - I	113	10772	11300	95.32743
5	Commerce II	112	10984	11200	98.07143
6	Financial Accounting and Auditing (Introduction to Management A/c)	112	10840	11200	96.78571
7	Business Economics	112	10602	11200	94.66071

SYBCOM Sem - IV


Sr. No	Subject Name	Appered students	Marks Obtains	Total Marks	Out come in %
1	A/C and Fin Manag. - IV	111	9150	11100	82.43243243
2	Secretarial Practice - II	113	10782	11300	95.4159292
3	Foundation Course - IV	111	9628	11100	86.73873874
4	Business Law - II	112	10480	11200	93.57142857
5	Commerce II (sem.IV)	112	11142	11200	99.48214286
6	Financial Accounting and Auditing (Introduction to Management A/c)	110	10820	11000	98.36363636
7	Business Economics	111	10566	11100	95.18918919



I/C PRINCIPAL
Prabhakar Patil Education Society's
Arts, Commerce & Science College
Vashvi - Alibag



Result outcome



YEAR 2021-22 (SEM I)				
SUBJECT NAME	APPEARED	TOTAL MARKS	MARKS OBTAINED	PERCENTAGE
Sem : I Course : Foundation Course - I	96	9600	9213	95.96
Sem : I Course : Business Economics - I	117	11700	9968	85.19
Sem : I Course : Commerce - I (Bus. Dev.)	119	11900	9664	81.21
Sem : I Course : A/C and Fin Manag. - I	115	11500	9400	81.73
Sem-I. Business communication	119	11900	11170	93.86
Sem : I Course : Environmental Studies - I	120	12000	10396	86.63
Maths. and Stats. Techniqs - I	119	11900	10754	90.36

YEAR 2021-22 (SEM II)				
SUBJECT NAME	APPEARED	TOTAL MARKS	MARKS OBTAINED	PERCENTAGE
Sem : II Course : Foundation Course - II	117	11700	7783	66.52
Sem : II Course : Business Economics - II	118	11800	5046	42.76
Sem : II Course : Commerce - II (Bus. Dev.)	118	11800	7093	60.11
Sem II Course : A/C and Fin Manag. - II	118	11800	5775	48.94
Sem-II. Business communication	118	11800	6665	56.48
Sem-II Environment Studies	119	11900	8148	68.47
Maths. and Stats. Techniqs - I	119	11900	5684	47.76

H.C. PRINCIPAL

Prabhakar Patil Education Society's
Arts, Commerce & Science College
Veshvi - Alibag

Department of Commerce

Students Outcomes

Year- 2021-22

SYBCOM Sem - III



Sr. No	Subject Name	Appered students	Marks Obtains	Total Marks	Out come in %
1	A/C and Fin Manag. - III	108	5406	10800	50.05556
2	Secretarial Practice - I	105	5533	10500	52.69524
3	Foundation Course - III	108	6371	10800	58.99074
4	Business Law - I	110	5594	11000	50.85455
5	Commerce II	109	4452	10900	40.84404
6	Financial Accounting and Auditing (Introduction to Management A/c)	101	4460	10100	44.15842
7	Business Economics	110	6702	11000	60.92727

SYBCOM Sem - IV

Sr. No	Subject Name	Appered students	Marks Obtains	Total Marks	Out come in %
1	A/C and Fin Manag. - IV	106	7508	10600	70.830189
2	Secretarial Practice - II	109	10188	10900	93.46789
3	Foundation Course - IV	108	8934	10800	82.722222
4	Business Law - II	108	10356	10800	95.888889
5	Commerce II (sem.IV)	109	9622	10900	88.275229
6	Financial Accounting and Auditing (Introduction to Management A/c)	107	9824	10700	91.813084
7	Business Economics	109	10616	10900	97.394495

I/C PRINCIPAL
Prabhakar P. M. Education Society's
Arts, Commerce & Science College
Veshvi - Ambaj



Students Outcome Result

FYBA /SYBA

HINDI

Paper No I / II / III / IV

Year 2017-18

November 2017 Sem - I HINDI I

Appered students	Marks Obtains	Total Marks	Out come in %
139	5602	13900	40.30%

April 2018 Sem - II HINDI I

Appered students	Marks Obtains	Total Marks	Out come in %
123	6341	12300	51.55%

November 2017 Sem - III HINDI II

Appered students	Marks Obtains	Total Marks	Out come in %
105	12242	10500	49.92%

April 2018 Sem - IV HINDI II

Appered students	Marks Obtains	Total Marks	Out come in %
108	6115	10800	56.62%

November 2017 Sem - III HINDI III

Appered students	Marks Obtains	Total Marks	Out come in %
104	4949	10400	47.58%

April 2018 Sem - IV HINDI III

Appered students	Marks Obtains	Total Marks	Out come in %
108	6657	10800	61.63%

SprWaik

I/C PRINCIPAL
Prabhakar Patil Education Society's
Arts, Commerce & Science College
Veshvi - Alibag



Students Outcome Result

FYBA /SYBA /TYBA

HINDI

Paper No I / II / III / IV

Year 2018-19

October 2018 Sem - I HINDI I

Appered students	Marks Obtains	Total Marks	Out come in %
154	5940	15400	38.57%

May 2019 Sem - II HINDI I

Appered students	Marks Obtains	Total Marks	Out come in %
125	5683	12500	45.46%

October 2018 Sem - III HINDI II

Appered students	Marks Obtains	Total Marks	Out come in %
109	4408	10900	40.44%

April 2019 Sem - IV. HINDI II

Appered students	Marks Obtains	Total Marks	Out come in %
103	4532	10300	44.00%

October 2018 Sem - III HINDI III

Appered students	Marks Obtains	Total Marks	Out come in %
109	4810	10900	44.12%

April 2019 Sem - IV HINDI III

Appered students	Marks Obtains	Total Marks	Out come in %
105	5555	10500	52.90%

SknDik

I/C PRINCIPAL
Prabhakar Patil Education Society's
Arts, Commerce & Science College
Veshvi - Alibag



Students Outcome Result

FYBA /SYBA /TYBA

HINDI

Paper No I / II / III / IV

Year 2019/2020

October 2019 Sem - I HINDI - I

Appered students	Marks Obtains	Total Marks	Out come in %
122	3961	12200	32.46%

March - 2020 Sem - II HINDI - I

Appered students	Marks Obtains	Total Marks	Out come in %
122	3961	12200	32.46%

October 2019 Sem - III HINDI - II

Appered students	Marks Obtains	Total Marks	Out come in %
113	2624	11300	23.22%

March 2020 Sem - IV HINDI II

Appered students	Marks Obtains	Total Marks	Out come in %
113	2687	11300	23.77%

October - 2019 Sem - III HINDI - III

Appered students	Marks Obtains	Total Marks	Out come in %
114	4179	11400	36.65%

March - 2020 Sem - IV HINDI - III

Appered students	Marks Obtains	Total Marks	Out come in %
114	4180	11400	36.66%

SkNaiK

I/C PRINCIPAL
Prabhakar Patil Education Society's
Arts, Commerce & Science College
Vashvi - Alibag



Students Outcome Result

FYBA /SYBA /TYBA

HINDI

Paper No I / II / III / IV

Year 2020 /2021

December 2020 Sem - IV HINDI - I

Appered students	Marks Obtains	Total Marks	Out come in %
79	7644	7900	96.75%

April 2021 Sem - II HINDI - I

Appered students	Marks Obtains	Total Marks	Out come in %
80	7498	8000	93.72%

December - 2020 Sem - III HINDI II

Appered students	Marks Obtains	Total Marks	Out come in %
121	11560	12100	95.53%

April 2021 Sem - IV. HINDI II

Appered students	Marks Obtains	Total Marks	Out come in %
122	12026	12200	98.57%

December 2020 Sem - III HINDI III

Appered students	Marks Obtains	Total Marks	Out come in %
124	12318	12400	99.33%

April 2021 Sem - IV HINDI III

Appered students	Marks Obtains	Total Marks	Out come in %
122	10899	12200	89.33%

Principal
I/C PRINCIPAL
Prabhakar Patil Education Society's
Arts, Commerce & Science College
Vashi - Airoli



Students Outcome Result

FYBA /SYBA /TYBA

HINDI

Paper No I / II / III / IV

Year 2021 / 2022

October - 2021

Sem - III HINDI - II

Appered students	Marks Obtain	Total Marks	Out come in %
95	8912	9500	93.81%

April 2022

Sem - II HINDI - I

Appered students	Marks Obtains	Total Marks	Out come in %
95	5316	9500	55.95%

April - 2022

Sem - IV HINDI - II

Appered students	Marks Obtains	Total Marks	Out come in %
64	5446	6400	85.09%

October - 2021

Sem - III HINDI - III

Appered students	Marks Obtains	Total Marks	Out come in %
62	5894	6200	95.06%

January 2022 -


Sem - I HINDI - I

Appered students	Marks Obtains	Total Marks	Out come in %
64	5520	6400	86.25%

April 2022

Sem - VI HINDI - III

Appered students	Marks Obtains	Total Marks	Out come in %
63	5246	6300	83.26%


PRINCIPAL
Prabhakar Patil Education Society's
Arts, Commerce & Science College
Veshvi - Alibag

STUDENTS OUTCOME RESULT

FYBA/SYBA

HISTORY

YEAR 2017-2018



NOVEMBER 2017 SEM-I HISTORY (O)

APPEARED STUDENTS	MARKS OBTAINED	TOTAL MARKS	OUTCOME IN %
172	6130	17200	35.63%

NOVEMBER 2017 SEM-II HISTORY (O)

APPEARED STUDENTS	MARKS OBTAINED	TOTAL MARKS	OUTCOME IN %
130	7099	13000	54.60%

NOVEMBER 2017 SEM-III HISTORY-II

APPEARED STUDENTS	MARKS OBTAINED	TOTAL MARKS	OUTCOME IN %
115	4299	11500	37.38%

NOVEMBER 2017 SEM-III HISTORY-III

APPEARED STUDENTS	MARKS OBTAINED	TOTAL MARKS	OUTCOME IN %
115	5311	11500	46.18%

NOVEMBER 2017 SEM-IV HISTORY-II

APPEARED STUDENTS	MARKS OBTAINED	TOTAL MARKS	OUTCOME IN %
106	5062	10600	47.75%

NOVEMBER 2017 SEM-IV HISTORY-III

APPEARED STUDENTS	MARKS OBTAINED	TOTAL MARKS	OUTCOME IN %
106	2688	10600	25.35%

Spn Dink

I/C PRINCIPAL
Prabhakar Patil Education Society's
Arts, Commerce & Science College
Vashti - Alibag

OUTCOME RESULT
FYBA/SYBA
HISTORY
YEAR 2017-2018



NOVEMBER 2017 SEM-I HISTORY (O)

APPEARED STUDENTS	MARKS OBTAINED	TOTAL MARKS	OUTCOME IN %
172	6130	17200	35.63%

NOVEMBER 2017 SEM-II HISTORY (O)

APPEARED STUDENTS	MARKS OBTAINED	TOTAL MARKS	OUTCOME IN %
130	7099	13000	54.60%

NOVEMBER 2017 SEM-III HISTORY-II

APPEARED STUDENTS	MARKS OBTAINED	TOTAL MARKS	OUTCOME IN %
115	4299	11500	37.38%

NOVEMBER 2017 SEM-III HISTORY-III

APPEARED STUDENTS	MARKS OBTAINED	TOTAL MARKS	OUTCOME IN %
115	5311	11500	46.18%

NOVEMBER 2017 SEM-IV HISTORY-II

APPEARED STUDENTS	MARKS OBTAINED	TOTAL MARKS	OUTCOME IN %
106	5062	10600	47.75%

NOVEMBER 2017 SEM-IV HISTORY-III

APPEARED STUDENTS	MARKS OBTAINED	TOTAL MARKS	OUTCOME IN %
106	2688	10600	25.35%

SprJalk

I/C PRINCIPAL
Prabhakar Patil Education Society's
Arts, Commerce & Science College
Vashvi - Alibag

STUDENTS OUTCOME RESULT
FYBA/SYBA

HISTORY

YEAR 2018-2019



NOVEMBER 2018

SEM-I		HISTORY (O)	
APPEARED STUDENTS	MARKS OBTAINED	TOTAL MARKS	OUTCOME IN %
176	6929	17600	39.36%

NOVEMBER 2018

SEM-II		HISTORY (O)	
APPEARED STUDENTS	MARKS OBTAINED	TOTAL MARKS	OUTCOME IN %
175	7633	17500	43.61%

NOVEMBER 2018

SEM-III		HISTORY-II	
APPEARED STUDENTS	MARKS OBTAINED	TOTAL MARKS	OUTCOME IN %
110	4537	11000	41.24%

NOVEMBER 2018

SEM-III		HISTORY-III	
APPEARED STUDENTS	MARKS OBTAINED	TOTAL MARKS	OUTCOME IN %
110	6100	11000	55.45%

NOVEMBER 2018

SEM-IV		HISTORY-II	
APPEARED STUDENTS	MARKS OBTAINED	TOTAL MARKS	OUTCOME IN %
105	4428	10500	42.17%

NOVEMBER 2018

SEM-IV		HISTORY-III	
APPEARED STUDENTS	MARKS OBTAINED	TOTAL MARKS	OUTCOME IN %
105	5975	10500	56.90%

Senaik

I/C PRINCIPAL
Prabhakar Pali Education Society's
Arts, Commerce & Science College
Veshvi - Alibag

STUDENTS OUTCOME RESULT

FYBA/SYBA

HISTORY

YEAR 2019-2020



NOVEMBER 2019 SEM-I HISTORY (O)

APPEARED STUDENTS	MARKS OBTAINED	TOTAL MARKS	OUTCOME IN %
166	5080	16600	30.60%

NOVEMBER 2019 SEM-II HISTORY (O)

APPEARED STUDENTS	MARKS OBTAINED	TOTAL MARKS	OUTCOME IN %
166	5980	16600	36.02%

NOVEMBER 2019 SEM-III HISTORY-II

APPEARED STUDENTS	MARKS OBTAINED	TOTAL MARKS	OUTCOME IN %
129	2827	12900	21.91%

NOVEMBER 2019 SEM-III HISTORY-III

APPEARED STUDENTS	MARKS OBTAINED	TOTAL MARKS	OUTCOME IN %
129	6105	12900	47.32%

NOVEMBER 2019 SEM-IV HISTORY-II

APPEARED STUDENTS	MARKS OBTAINED	TOTAL MARKS	OUTCOME IN %
129	2857	12900	22.14%

NOVEMBER 2019 SEM-IV HISTORY-III

APPEARED STUDENTS	MARKS OBTAINED	TOTAL MARKS	OUTCOME IN %
129	6105	12900	47.32%

SprDait

W/C PRINCIPAL
Prabhakar Pail Education Society's
Ass. Commerce & Science College
Washri - Alibag



STUDENTS OUTCOME RESULT

FYBA/SYBA

HISTORY

YEAR 2020-2021

NOVEMBER 2020 SEM-I HISTORY (O)

APPEARED STUDENTS	MARKS OBTAINED	TOTAL MARKS	OUTCOME IN %
101	8540	10100	84.55%

NOVEMBER 2020 SEM-II HISTORY (O)

APPEARED STUDENTS	MARKS OBTAINED	TOTAL MARKS	OUTCOME IN %
141	12684	14100	89.95%

NOVEMBER 2020 SEM-III HISTORY-II

APPEARED STUDENTS	MARKS OBTAINED	TOTAL MARKS	OUTCOME IN %
141	12684	14100	89.95%

NOVEMBER 2020 SEM-III HISTORY-III

APPEARED STUDENTS	MARKS OBTAINED	TOTAL MARKS	OUTCOME IN %
141	13102	14100	92.92%

NOVEMBER 2020 SEM-IV HISTORY-II

APPEARED STUDENTS	MARKS OBTAINED	TOTAL MARKS	OUTCOME IN %
140	12930	14100	91.70%

NOVEMBER 2020 SEM-IV HISTORY-III

APPEARED STUDENTS	MARKS OBTAINED	TOTAL MARKS	OUTCOME IN %
140	12892	14100	91.43%


IC PRINCIPAL
Prabhakar Patil Education Society's
Arts, Commerce & Science College
Veshvi - Alibag



STUDENTS OUTCOME RESULT

FYBA/SYBA

HISTORY

YEAR 2021-2022

NOVEMBER 2021 SEM-I HISTORY (O)

APPEARED STUDENTS	MARKS OBTAINED	TOTAL MARKS	OUTCOME IN %
134	10342	13400	77.17%

NOVEMBER 2021 SEM-II HISTORY (O)

APPEARED STUDENTS	MARKS OBTAINED	TOTAL MARKS	OUTCOME IN %
134	7955	13400	59.36%

NOVEMBER 2021 SEM-III HISTORY-II

APPEARED STUDENTS	MARKS OBTAINED	TOTAL MARKS	OUTCOME IN %
80	5763	8000	72.03%

NOVEMBER 2021 SEM-III HISTORY-III


APPEARED STUDENTS	MARKS OBTAINED	TOTAL MARKS	OUTCOME IN %
80	6898	8000	86.22%

NOVEMBER 2021 SEM-IV HISTORY-II

APPEARED STUDENTS	MARKS OBTAINED	TOTAL MARKS	OUTCOME IN %
80	7356	8000	91.95%

NOVEMBER 2021 SEM-IV HISTORY-III

APPEARED STUDENTS	MARKS OBTAINED	TOTAL MARKS	OUTCOME IN %
80	7118	8000	88.97%


H.C. PRINCIPAL
Prabhakar Patil Education Society's
Arts, Commerce & Science College
Veshvi - Alibag



STUDENTS OUTCOME RESULT

FYBSC/SYBSC

BOTANY

YEAR 2017-2018

SEM-I

PAPER NO	APPERED STUDENTS	MARKS OBTAINED	TOTAL MARKS	OUTCOME IN %
I	52	2477	5200	47.63%
II	52	2076	5200	39.92%
PRACTICAL	52	3507	5200	67.44%

SEM-II

PAPER NO	APPERED STUDENTS	MARKS OBTAINED	TOTAL MARKS	OUTCOME IN %
I	50	2616	5000	52.32%
II	50	2409	5000	48.18%
PRACTICAL	50	2731	5000	54.62%

S. N. Naik
H/O PRINCIPAL
Prabhakar Patil Education Society's
Arts, Commerce & Science College
Warananagar, Alibag



SEM-III

PAPER NO	APPERED STUDENTS	MARKS OBTAINED	TOTAL MARKS	OUTCOME IN %
I	09	435	900	48.33%
II	09	460	900	51.11%
III	09	460	900	61.22%
PRACTICAL	09	904	1350	66.96%

SEM-IV

PAPER NO	APPERED STUDENTS	MARKS OBTAINED	TOTAL MARKS	OUTCOME IN %
I	09	574	900	63.67%
II	09	528	900	58.46%
III	09	623	900	69.22%
PRACTICAL	09	1036	1350	76.74%

SprDak

I/C PRINCIPAL
Prabhakar Pahl Education Society's
Arts, Commerce & Science College
Veshvi, Aihag



STUDENTS OUTCOME RESULT

FYBSC/SYBSC

BOTANY

YEAR 2018-2019

SEM-I

PAPER NO	APPERED STUDENTS	MARKS OBTAINED	TOTAL MARKS	OUTCOME IN %
I	76	2663	7600	35.03%
II	76	3340	7600	43.94%
PRACTICAL	76	4937	7600	64.96%

SEM-II

PAPER NO	APPERED STUDENTS	MARKS OBTAINED	TOTAL MARKS	OUTCOME IN %
I	70	3279	7000	46.84%
II	70	3373	7000	48.18%
PRACTICAL	70	4472	7000	63.88%

Sanjiv

I/C PRINCIPAL
Prabhakar Patil Education Society's
Arts, Commerce & Science College
Veshvi - Alibag



SEM-III

PAPER NO	APPERED STUDENTS	MARKS OBTAINED	TOTAL MARKS	OUTCOME IN %
I	32	1517	3200	47.40%
II	32	1618	3200	50.56%
III	32	1471	3200	45.96%
PRACTICAL	32	3249	3200	101.53%

SEM-IV

PAPER NO	APPERED STUDENTS	MARKS OBTAINED	TOTAL MARKS	OUTCOME IN %
I	38	1858	3800	48.89%
II	38	1829	3800	48.13%
III	38	1521	3800	40.02%
PRACTICAL	38	2522	3800	66.36%

S. D. Patil

H/O PRINCIPAL
Prabhakar Patil Education Society's
Arts, Commerce & Science College
Vesna, Alibag



STUDENTS OUTCOME RESULT

FYBSC/SYBSC

BOTANY

YEAR 2019-2020

SEM-I

PAPER NO	APPERED STUDENTS	MARKS OBTAINED	TOTAL MARKS	OUTCOME IN %
I	73	2556	7300	35.01%
II	73	2922	7300	40.02%
PRACTICAL	73	3671	7300	50.28%

SEM-II

PAPER NO	APPERED STUDENTS	MARKS OBTAINED	TOTAL MARKS	OUTCOME IN %
I	73	2556	7300	35.01%
II	73	2886	7300	39.53%
PRACTICAL	73	3671	7300	50.28%

SpDait

HO PRINCIPAL
Prabhakar Path Education Society
Arts, Commerce & Science College
Vesni, Alibag



SEM-III

PAPER NO	APPERED STUDENTS	MARKS OBTAINED	TOTAL MARKS	OUTCOME IN %
I	52	2140	5200	41.15%
II	52	2558	5200	49.19%
III	52	2443	5200	46.98
PRACTICAL	52	5266	5200	101.26%

SEM-IV

PAPER NO	APPERED STUDENTS	MARKS OBTAINED	TOTAL MARKS	OUTCOME IN %
I	04	216	400	54.00%
II	04	255	400	63.75%
III	04	284	400	71.00%
PRACTICAL	04	501	400	125.25%

Sanjiv

I/C PRINCIPAL
Prabhakar Patil Education Society
Arts, Commerce & Science College
Veshvi - Alibag



STUDENTS OUTCOME RESULT

FYBSC/SYBSC

BOTANY

YEAR 2020-2021

SEM-I

PAPER NO	APPERED STUDENTS	MARKS OBTAINED	TOTAL MARKS	OUTCOME IN %
I	76	7102	7600	93.44%
II	76	7096	7600	93.36%
PRACTICAL	76	4291	7600	56.46%

SEM-II

PAPER NO	APPERED STUDENTS	MARKS OBTAINED	TOTAL MARKS	OUTCOME IN %
I	75	7096	7500	94.61%
II	75	6788	7500	90.50%
PRACTICAL	75	4775	7500	63.66%


H/C PRINCIPAL
Prabhakar Patil Education Society's
Arts, Commerce & Science College
Veshvi - Alibag




SEM-III

PAPER NO	APPERED STUDENTS	MARKS OBTAINED	TOTAL MARKS	OUTCOME IN %
I	30	2900	3000	96.66%
II	30	2944	3000	98.13%
III	30	2938	3000	97.93%
PRACTICAL	30	2451	3000	81.70%

SEM-IV

PAPER NO	APPERED STUDENTS	MARKS OBTAINED	TOTAL MARKS	OUTCOME IN %
I	33	3188	3300	96.60%
II	33	2958	3300	89.63%
III	33	3196	3300	96.84%
PRACTICAL	33	3022	3300	91.57%


I/C PRINCIPAL
Prabhakar Patti Education Society's
Arts, Commerce & Science College
Veerhi - Alibag



STUDENTS OUTCOME RESULT

FYBSC/SYBSC

BOTANY


YEAR 2021-2022

SEM-I

PAPER NO	APPERED STUDENTS	MARKS OBTAINED	TOTAL MARKS	OUTCOME IN %
I	61	5290	6100	86.72%
II	61	4520	6100	74.09%
PRACTICAL	61	3469	6100	56.86%

SEM-II

PAPER NO	APPERED STUDENTS	MARKS OBTAINED	TOTAL MARKS	OUTCOME IN %
I	62	3001	6200	48.40%
II	62	3034	6200	48.93%
PRACTICAL	62	2992	6200	48.25%


H.C. PRINCIPAL
Prabhakar Patil Education Society's
Arts, Commerce & Science College
Veshvi - Alibag



SEM-III

PAPER NO	APPERED STUDENTS	MARKS OBTAINED	TOTAL MARKS	OUTCOME IN %
I	44	4086	4400	92.86%
II	44	3402	4400	77.31%
III	44	2428	4400	55.18%
PRACTICAL	44	3917	4400	89.02%

SEM-IV

PAPER NO	APPERED STUDENTS	MARKS OBTAINED	TOTAL MARKS	OUTCOME IN %
I	44	3994	4400	90.77%
II	44	3508	4400	79.72%
III	44	3892	4400	88.45%
PRACTICAL	44	4490	4400	102.04%

Prabhakar Patti Education Society's
Arts, Commerce & Science College
Vesni - Alibag

Prabhakar Patil Education Society's
Arts, Commerce and Science
Veshvi-Alibag



Year 17-18
F.Y.B.Sc Microbiology SEM I
Outcome of results

Paper No. & Practical	Appeared students	Total marks obtained	Total marks	Outcome in %
I	16	633	1600	39.56%
II	16	459	1600	28.68%
Practical	14	1127	1400	80.5%

Year 17-18
F.Y.B.Sc Microbiology SEM II
Outcome of results

Paper No. & Practical	Appeared students	Total marks obtained	Total marks	Outcome in %
I	15	737	1500	49.13%
II	15	545	1500	36.33%
Practical	14	983	1400	70.21%

Year 17-18
S.Y.B.Sc Microbiology SEM III
Outcome of results

Paper No. & Practical	Appeared students	Total marks obtained	Total marks	Outcome in %
I	23	973	2300	42.30%
II	23	912	2300	39.65%
III	23	736	2300	32.00%
Practical	22	2255	3300	68.33%

Year 17-18
S.Y.B.Sc Microbiology SEM IV
Outcome of results

Paper No. & Practical	Appeared students	Total marks obtained	Total marks	Outcome in %
I	22	1005	2200	45.68%
II	22	1299	2200	59.04%
III	22	1152	2200	52.36%
Practical	22	2345	3300	71.06%

HOD

I/C PRINCIPAL
Prabhakar Patil Education Society's
Arts, Commerce & Science College
Veshvi - Alibag

Prabhakar Patil Education Society's
Arts, Commerce and Science
Veshvi-Alibag



Year 18-19
F.Y.B.Sc Microbiology SEM I
Outcome of results

Paper No. & Practical	Appeared students	Total marks obtained	Total marks	Outcome in %
I	21	1022	2100	48.66%
II	21	839	2100	39.95%
Practical	21	1150	2100	54.76%

Year 18-19
F.Y.B.Sc Microbiology SEM II
Outcome of results

Paper No. & Practical	Appeared students	Total marks obtained	Total marks	Outcome in %
I	21	1143	2100	54.42%
II	21	788	2100	37.52%
Practical	21	1479	2100	70.42%

Year 18-19
S.Y.B.Sc Microbiology SEM III
Outcome of results

Paper No. & Practical	Appeared students	Total marks obtained	Total marks	Outcome in %
I	07	353	700	50.42%
II	07	416	700	59.42%
III	07	415	700	59.28%
Practical	07	902	1050	85.90%

Year 18-19
S.Y.B.Sc Microbiology SEM IV
Outcome of results

Paper No. & Practical	Appeared students	Total marks obtained	Total marks	Outcome in %
I	07	382	700	54.57%
II	07	450	700	64.28%
III	07	478	700	68.28%
Practical	07	893	1050	85.04%

[Signature]
HOD

[Signature]

MC PRINCIPAL
Prabhakar Patil Education Society's
Arts, Commerce & Science College
Veshvi - Alibag

Prabhakar Patil Education Society's
Arts, Commerce and Science
Veshvi-Alibag



Year 19-20
F.Y.B.Sc Microbiology SEM I
Outcome of results

Paper No. & Practical	Appeared students	Total marks obtained	Total marks	Outcome in %
I	11	413	1100	37.54%
II	11	432	1100	39.27%
Practical	11	845	1100	76.81%

Year 19-20
F.Y.B.Sc Microbiology SEM II
Outcome of results

Paper No. & Practical	Appeared students	Total marks obtained	Total marks	Outcome in %
I	11	463	1100	42.09%
II	11	432	1100	39.27%
Practical	11	845	1100	79.54%

Year 19-20
S.Y.B.Sc Microbiology SEM III
Outcome of results

Paper No. & Practical	Appeared students	Total marks obtained	Total marks	Outcome in %
I	13	544	1300	41.84%
II	13	624	1300	34.66%
III	13	657	1300	50.53%
Practical	12	1439	1800	79.94%

Year 19-20
S.Y.B.Sc Microbiology SEM IV
Outcome of results

Paper No. & Practical	Appeared students	Total marks obtained	Total marks	Outcome in %
I	13	544	1300	41.84%
II	13	624	1300	34.66%
III	13	657	1300	50.53%
Practical	12	1439	1800	79.94%

[Signature]
HOD

[Signature]
I/C PRINCIPAL
Prabhakar Patil Education Society's
Arts, Commerce & Science College
Veshvi - Alibag

Prabhakar Patil Education Society's
Arts, Commerce and Science
Veshvi-Alibag



Year 20-21
Microbiology SEM I
Outcome of results

Paper No. & Practical	Appeared students	Total marks obtained	Total marks	Outcome in %
I	26	2420	2600	93.07%
II	26	2340	2600	90%
Practical	26	1912	2600	73.53%

Year 20-21
Microbiology SEM II
Outcome of results

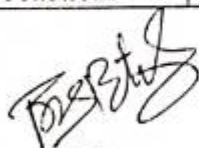
Paper No. & Practical	Appeared students	Total marks obtained	Total marks	Outcome in %
I	26	2382	2600	91.61%
II	26	2568	2600	98.76%
Practical	26	1912	2600	73.53%


Year 20-21
Microbiology SEM III
Outcome of results

Paper No. & Practical	Appeared students	Total marks obtained	Total marks	Outcome in %
I	08	764	800	95.5%
II	08	796	800	99.5%
III	08	766	800	95.75%
Practical	07	794	1050	75.61%

Year 20-21
Microbiology SEM IV
Outcome of results

Paper No. & Practical	Appeared students	Total marks obtained	Total marks	Outcome in %
I	11	1080	1100	98.18%
II	11	1082	1100	98.36%
III	11	1074	1100	97.63%
Practical	11	1449	1650	87.81%


HOD


IC PRINCIPAL
Prabhakar Patil Education Society
Arts, Commerce & Science College
Veshvi - Alibag

Prabhakar Patil Education Society's
Arts, Commerce and Science
Veshvi-Alibag



Year 21-22
F.Y.B.Sc Microbiology SEM I
Outcome of results

Paper No. & Practical	Appeared students	Total marks obtained	Total marks	Outcome in %
I	08	764	800	95.5%
II	08	710	800	88.75%
Practical	08	646	800	80.75%

Year 21-22
F.Y.B.Sc Microbiology SEM II
Outcome of results

Paper No. & Practical	Appeared students	Total marks obtained	Total marks	Outcome in %
I	09	599	900	66.55%
II	09	501	900	55.66%
Practical	09	689	900	76.55%

Year 21-22
S.Y.B.Sc Microbiology SEM III
Outcome of results

Paper No. & Practical	Appeared students	Total marks obtained	Total marks	Outcome in %
I	22	2102	2200	95.54%
II	22	2082	2200	94.63%
III	22	2138	2200	97.18%
Practical	22	2555	3300	77.42%

Year 21-22
S.Y.B.Sc Microbiology SEM IV
Outcome of results

Paper No. & Practical	Appeared students	Total marks obtained	Total marks	Outcome in %
I	22	2136	2200	97.09%
II	22	2082	2200	94.63%
III	22	2140	2200	97.27%
Practical	22	2638	3300	79.93%

B. B. Patil
HOD

[Signature]
PRINCIPAL
Prabhakar Patil Education Society's
Arts, Commerce & Science College
Veshvi - Alibag



Department of Economics

Student's outcome results

Years- 2017-18

Class	Sem	Subjects	Appeared students	Marks obtains	Total Marks	Outcome in %
F.Y.B.A.	I	Economics(Opt.)	11	511	1100	47.09 %
F.Y.B.A.	II	Economics(Opt.)	11	451	1100	41 %
S.Y.B.A.	III	Economics-II	22	1159	2200	57.95%
S.Y.B.A.	III	Economics-II	20	1159	2000	48.85%
S.Y.B.A.	III	Economics-III	23	1159	2300	57.95%
S.Y.B.A.	III	Economics-III	20	1006	2000	50.3%

SkNaik

VC PRINCIPAL
Prabhakar Patil Education Society's
Arts, Commerce & Science College
Veshvi - Alibag

Department of Economics

Student's outcome results

Years- 2018-19



Class	Sem	Subjects	Appeared students	Marks obtains	Total Marks	Outcome in %
F.Y.B.A.	I	Economics(Opt.)	43	1201	4300	27.93 %
F.Y.B.A.	II	Economics(Opt.)	40	1542	4000	38.55 %
S.Y.B.A.	III	Economics-II	09	380	900	37.55%
S.Y.B.A.	III	Economics-II	09	400	900	44.44%
S.Y.B.A.	III	Economics-III	08	376	800	47.00%
S.Y.B.A.	III	Economics-III	09	481	900	53.44%

Spn Dink

IC PRINCIPAL

Prabhakar Patil Education Society's
Arts, Commerce & Science College
Veshvi - Alibag

Department of Economics

Student's outcome results

Years- 2019-20



Class	Sem	Subjects	Appeared students	Marks obtains	Total Marks	Outcome in %
F.Y.B.A.	I	Economics(Opt.)	36	965	3600	26.80 %
F.Y.B.A.	II	Economics(Opt.)	36	965	3600	26.80 %
S.Y.B.A.	III	Economics-II	36	792	3600	22.00%
S.Y.B.A.	III	Economics-II	36	792	3600	22.00%
S.Y.B.A.	III	Economics-III	36	1351	3600	37.52%
S.Y.B.A.	III	Economics-III	36	1351	3600	37.52%

Note:-

Due to pandemic situation marks are same for both semesters.

Shri Jai
I/C PRINCIPAL
Prabhakar Patil Education Society's
Arts, Commerce & Science College
Veshvi - Alibag

Department of Economics
Student's outcome results last 5 years
Years-2020-21



Class	Sem	Subjects	Appeared students	Marks obtains	Total Marks	Outcome in %
F.Y.B.A.	I	Economics(Opt.)	40	3794	4000	94.85 %
F.Y.B.A.	II	Economics(Opt.)	40	3896	4000	97.4 %
S.Y.B.A.	III	Economics-II	30	2990	3000	99.66%
S.Y.B.A.	III	Economics-II	29	2874	2900	99.10%
S.Y.B.A.	III	Economics-III	30	2882	3000	96.06%
S.Y.B.A.	III	Economics-III	29	2816	2900	97.10%

I/C PRINCIPAL
 Prabhakar Patil Education Society's
 Arts, Commerce & Science College
 Veshvi - Alibag

Department of Economics
Student's outcome results last 5 years
Years-2021-22



Class	Sem	Subjects	Appeared students	Marks obtains	Total Marks	Outcome in %
F.Y.B.A.	I	Economics(Opt.)	45	3942	4500	87.06 %
F.Y.B.A.	II	Economics(Opt.)	43	2026	4300	47.11 %
S.Y.B.A.	III	Economics-II	31	1802	3100	58.13%
S.Y.B.A.	III	Economics-II	32	2988	3200	93.38%
S.Y.B.A.	III	Economics-III	32	1395	3200	43.59%
S.Y.B.A.	III	Economics-III	32	3024	3200	94.05%


PG PRINCIPAL
 Prabhakar Patil Education Society's
 Arts, Commerce & Science College
 Veshvi - Alibag



F. Y. B.Sc. Mathematics Outcomes of Result

Semester – I (2017 – 18)

Paper No.	Appeared Students	Marks Obtained	Total Marks	Outcomes in %
I	48	1856	4800	38.66
II	48	1039	4900	21.20
Practical				

Semester – II (2017 – 18)

Paper No.	Appeared Students	Marks Obtained	Total Marks	Outcomes in %
I	42	1881	4200	44.78
II	43	1779	4300	41.37
Practical				

Skn aik

I/C PRINCIPAL

Prabhakar Patil Education Society's
Arts, Commerce & Science College
Veshvi - Alibag

Semester – I (2018 – 19)

Paper No.	Appeared Students	Marks Obtained	Total Marks	Outcomes in %
I	35	1203	3500	34.37
II	35	1171	3500	33.45
Practical				

Semester – II (2018 – 19)

Paper No.	Appeared Students	Marks Obtained	Total Marks	Outcomes in %
I	35	1681	3500	48.02
II	35	1560	3500	44.57
Practical	32	1877	3200	58.66

Skn aik

I/C PRINCIPAL

Prabhakar Patil Education Society's
Arts, Commerce & Science College
Veshvi - Alibag

Semester – I (2019 – 20)

Paper No.	Appeared Students	Marks Obtained	Total Marks	Outcomes in %
I	30	1300	3000	43.33
II	27	606	2700	22.44

Skn aik

I/C PRINCIPAL

Prabhakar Patil Education Society's
Arts, Commerce & Science College
Veshvi - Alibag

Practical	23	1707	2300	74
-----------	----	------	------	----



Semester – II (2019 – 20)

Paper No.	Appeared Students	Marks Obtained	Total Marks	Outcomes in %
I	30	1300	3000	43.33
II	27	606	2700	22.44
Practical	23	1687	2300	73.35

Sewaik

I/C PRINCIPAL
Prabhakar Patil Education Society's
Arts, Commerce & Science College
Veshvi - Alibag

Semester – I (2020 – 21)

Paper No.	Appeared Students	Marks Obtained	Total Marks	Outcomes in %
I	39	3731	3900	95.66
II	39	3385	3900	86.79
Practical	38	2764	3800	72.74

Semester – II (2020 – 21)

Paper No.	Appeared Students	Marks Obtained	Total Marks	Outcomes in %
I	38	3571	3800	93.97
II	39	3744	3900	96
Practical	38	2524	3800	66.42

ment

I/C PRINCIPAL
Prabhakar Patil Education Society's
Arts, Commerce & Science College
Veshvi - Alibag

Semester – I (2021 – 22)

Paper No.	Appeared Students	Marks Obtained	Total Marks	Outcomes in %
I	38	2760	3800	72.63
II	38	2909	3800	76.55
Practical	39	2939	3900	75.36

Semester – II (2021 – 22)

Paper No.	Appeared Students	Marks Obtained	Total Marks	Outcomes in %
I	41	1995	4100	48.66
II	41	2059	4100	50.21
Practical	37	2301	3700	62.18

I/C PRINCIPAL
Prabhakar Patil Education Society's
Arts, Commerce & Science College
Veshvi - Alibag

Prabhakar Patil Education Society's Arts, Commerce and Science College Veshvi-Alibag
S. Y. B.Sc. Mathematics Outcomes of Result



Semester – III (2017 – 18)

Paper No.	Appeared Students	Marks Obtained	Total Marks	Outcomes in %
I	02	80	200	40
II	02	82	200	41
III	02	80	200	40
Practical	02	232	300	77.33

Semester – IV (2017 – 18)

Paper No.	Appeared Students	Marks Obtained	Total Marks	Outcomes in %
I	02	95	200	47.5
II	02	84	200	42
III	02	96	200	48
Practical				

SK Jait

HC PRINCIPAL

Prabhakar Patil Education Society's
Arts, Commerce & Science College
Veshvi - Alibag

Semester – III (2018 – 19)

Paper No.	Appeared Students	Marks Obtained	Total Marks	Outcomes in %
I	03	150	300	50
II	03	147	300	49
III	03	201	300	67
Practical	03	382	450	84.88

Semester – IV (2018 – 19)

Paper No.	Appeared Students	Marks Obtained	Total Marks	Outcomes in %
I	02	145	200	72.50
II	02	148	200	74
III	02	130	200	65
Practical	02	267	300	89

SK Jait

HC PRINCIPAL

Prabhakar Patil Education Society's
Arts, Commerce & Science College
Veshvi - Alibag



Semester – III (2019 – 20)

Paper No.	Appeared Students	Marks Obtained	Total Marks	Outcomes in %
I	02	137	200	68.5
II	02	103	200	51.5
III	02	129	200	64.4
Practical	02	239	300	79.66

Semester – IV (2019 – 20)

Paper No.	Appeared Students	Marks Obtained	Total Marks	Outcomes in %
I				
II				
III				
Practical				

Sk Jait

I/C PRINCIPAL
Prabhakar Patil Education Society's
Arts, Commerce & Science College
Veshvi - Alibag

Semester – III (2020 – 21)

Paper No.	Appeared Students	Marks Obtained	Total Marks	Outcomes in %
I	11	992	1100	90.18
II	11	996	1100	90.54
III	11	1082	1100	98.36
Practical	11	1252	1650	75.88

Semester – IV (2020 – 21)

Paper No.	Appeared Students	Marks Obtained	Total Marks	Outcomes in %
I	08	706	800	88.25
II	08	780	800	97.50
III	08	780	800	97.50
Practical	08	735	1200	61.25

Shel

I/C PRINCIPAL
Prabhakar Patil Education Society's
Arts, Commerce & Science College
Veshvi - Alibag



Semester – III (2021 – 22)

Paper No.	Appeared Students	Marks Obtained	Total Marks	Outcomes in %
I	15	1104	1500	73.6
II	15	1093	1500	72.86
III	15	1220	1500	81.33
Practical	15	1694	2250	75.28

Semester – IV (2021 – 22)

Paper No.	Appeared Students	Marks Obtained	Total Marks	Outcomes in %
I	15	1239	1500	82.6
II	15	1402	1500	92.46
III	15	1353	1500	90.2
Practical	15	1678	2250	74.58

HC PRINCIPAL

Prabhakar Patil Education Society's
Arts, Commerce & Science College
Veshvi - Alibag